

Safety Signs

Pan	Qty	Size	Material	Sides	Instructions
A	16	22" x 27.5"		SS	
B	8	38" x 86"		SS	

Event

Show Code

CSM

GPM



Delivery Location:

smb://10.111.210.228/
active-data/Internal_
InHouse/National
Safety Signage/Master
Files/ESCA SafetySigns

Install Instructions:

A1

Exhibitors and Attendees:

Attention

- ▶ Enter at your own risk
- ▶ No unauthorized persons
- ▶ No one under 18 years of age
- ▶ Do not enter the dock or yard areas
- ▶ Be aware of machinery







A2

Tips for a Safe Workplace

- ▶ Maintain a clean, clutter-free work area
- ▶ RED tag faulty equipment







A3

Back Injury Prevention

- ▶ Bend at the knees, not at the waist
- ▶ Do not attempt to lift items that are too heavy
- ▶ Two people are required to lift weights above 50 pounds







A4

Ladder Safety

- ▶ Place a ladder in a stable, level place
- ▶ Ensure the ladder is locked open
- ▶ Never use a damaged ladder
- ▶ Never sit or stand on the top two ladder rungs
- ▶ Never place a ladder in front of an exit
- ▶ Never carry a ladder on an escalator







Safety Signs

Pan	Qty	Size	Material	Sides	Instructions
A	16	22" x 27.5"		SS	
B	8	38" x 86"		SS	

Event

Show Code

CSM

GPM



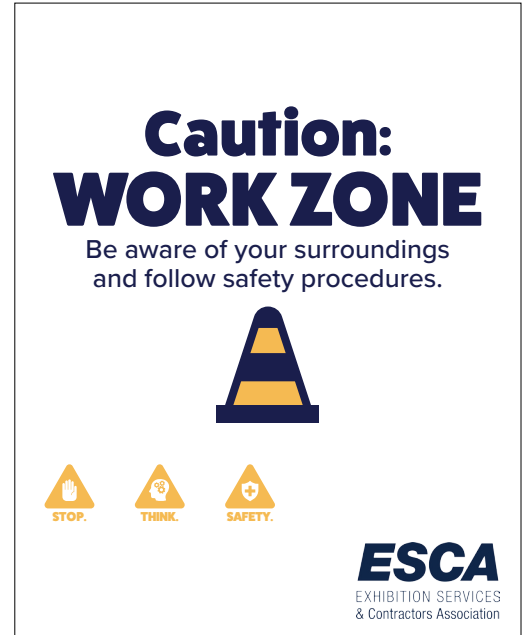
Delivery Location:

Install Instructions:

A5



A6



A7



A8



Safety Signs

Pan	Qty	Size	Material	Sides	Instructions
A	16	22" x 27.5"		SS	
B	8	38" x 86"		SS	

Event

Show Code

CSM


GPM



Delivery Location:


Install Instructions:

A9



Before proceeding into the building please answer the COVID-19 questions below. If you answer yes to any of the questions, please call 407-467-0542 and wait for further instructions prior to entering the building.

1. Are you currently experiencing or have experienced in the last 14 days signs or symptoms of Covid-19?
2. Have you had a temperature reading above 100°F or 38.7°C within the last three hours?
3. In the past 14 days have you been in close contact (within 6ft for at least 15 minutes) with anyone who has tested positive or show symptoms of Covid-19?
4. Are you awaiting test results from a Covid-19 test?



ESCA
EXHIBITION SERVICES
& Contractors Association

A10

Everyone's Safety is Important

Please adhere to the following:

- ▶ All trucks must be checked.
- ▶ All cones must be in place before loading or unloading.
- ▶ The chock and cone program is the sole responsibility of dock personnel.










ESCA
EXHIBITION SERVICES
& Contractors Association


A11

Caution: WORK ZONE

Be aware of your surroundings and follow safety procedures.



ESCA
EXHIBITION SERVICES
& Contractors Association

A12

Safety is No Accident

Be aware of your surroundings and follow safety procedures.







ESCA
EXHIBITION SERVICES
& Contractors Association

Safety Signs

Pan	Qty	Size	Material	Sides	Instructions
A	16	22" x 27.5"		SS	
B	8	38" x 86"		SS	

Event

Show Code

CSM

GPM



Delivery Location:

Install Instructions:

A13

Caution:

RESTRICTED AREA DO NOT ENTER







ESCA
EXHIBITION SERVICES
& Contractors Association

A14

Back Injury Prevention

- ▶ Bend at the knees, not at the waist
- ▶ Do not attempt to lift items that are too heavy
- ▶ Two people are required to lift weights above 50 pounds







ESCA
EXHIBITION SERVICES
& Contractors Association

A15

Ladder Safety

- ▶ Place a ladder in a stable, level place
- ▶ Ensure the ladder is locked open
- ▶ Never use a damaged ladder
- ▶ Never sit or stand on the top two ladder rungs
- ▶ Never place a ladder in front of an exit
- ▶ Never carry a ladder on an escalator







ESCA
EXHIBITION SERVICES
& Contractors Association

A16

Drivers: DON'T FORGET

- ▶ Chock your wheels during loading and unloading
- ▶ Stay clear of material handling equipment during loading and unloading
- ▶ Check in at the marshalling yard







ESCA
EXHIBITION SERVICES
& Contractors Association

Safety Signs

Pan	Qty	Size	Material	Sides	Instructions
A	16	22" x 27.5"		SS	
B	8	38" x 86"		SS	

Event

Show Code

CSM

GPM



Delivery Location:




Install Instructions:

B1

ESCA
EXHIBITION SERVICES
& Contractors Association

**Exhibitors and Attendees:
Attention**

- ▶ Enter at your own risk
- ▶ No unauthorized persons
- ▶ No one under 18 years of age
- ▶ Do not enter the dock or yard areas
- ▶ Be aware of machinery

B2

ESCA
EXHIBITION SERVICES
& Contractors Association

**Caution:
WORK ZONE**

Be aware of your surroundings and follow safety procedures.



Safety Signs

Pan	Qty	Size	Material	Sides	Instructions
A	16	22" x 27.5"		SS	
B	8	38" x 86"		SS	

Event

Show Code

CSM

GPM




Delivery Location:


Install Instructions:


B3


ESCA
EXHIBITION SERVICES
& Contractors Association

**Caution:
RESTRICTED
AREA
DO NOT ENTER**




STOP.


THINK.


SAFETY.

B4

ESCA
EXHIBITION SERVICES
& Contractors Association

**Drivers and
Dock Employees:
DON'T FORGET**

- ▶ Chock all trucks
- ▶ Place cones prior to loading and unloading


STOP.


THINK.


SAFETY.

Safety Signs

Pan	Qty	Size	Material	Sides	Instructions
A	16	22" x 27.5"		SS	
B	8	38" x 86"		SS	

Event

Show Code

CSM


GPM



Delivery Location:

Install Instructions:




B5



ESCA
EXHIBITION SERVICES
& Contractors Association

Forklift Operating Rules

- ▶ Always wear a seatbelt
- ▶ Pedestrians always have the right of way
- ▶ Never exceed 5 miles per hour
- ▶ No mobile phones, iPods, etc. when operating
- ▶ Do not talk to another operator when a forklift is in motion
- ▶ Use your horn when needed, and proceed with caution
- ▶ Complete a pre-trip inspection
- ▶ Use chocks and cones properly
- ▶ Keep your forklift certification with you at all times
- ▶ No smoking
- ▶ Keep body parts inside forklift
- ▶ Move objects and debris from your path – do not run over them
- ▶ Do not drive over carpet
- ▶ Stack items to a stable height
- ▶ If you cannot see over a load, proceed in reverse
- ▶ Do not lift materials above mast height
- ▶ Chain man-cages to the mast
- ▶ Use a forklift to handle heavy dock plates
- ▶ Wear gloves when changing propane cylinders
- ▶ Report faulty equipment

B6



ESCA
EXHIBITION SERVICES
& Contractors Association

Drivers: DON'T FORGET

- ▶ Chock your wheels during loading and unloading
- ▶ Stay clear of material handling equipment during loading and unloading
- ▶ Check in at the marshalling yard





Safety Signs

Pan	Qty	Size	Material	Sides	Instructions
A	16	22" x 27.5"		SS	
B	8	38" x 86"		SS	

Event

Show Code

CSM

GPM



Delivery Location:

Install Instructions:

B7



ESCA
EXHIBITION SERVICES
& Contractors Association

Forklift Safety

- ▶ Always wear a seatbelt
- ▶ Pedestrians always have the right of way
- ▶ Never exceed 5 miles per hour
- ▶ No mobile phones, iPods, etc. when operating
- ▶ Use your horn when needed, and proceed with caution





B8



ESCA
EXHIBITION SERVICES
& Contractors Association

Forklift Drivers: DON'T FORGET

- ▶ Complete a pre-trip inspection
- ▶ Keep your forklift certification with you at all times
- ▶ No smoking
- ▶ Move objects and debris from your path – do not run over them
- ▶ If you cannot see over a load, proceed in reverse



