

**FOR THE SAFETY OF
YOURSELF AND OTHERS**



**PLEASE WEAR FACEMASKS
AT ALL TIMES**

ESCA

**FOR THE SAFETY OF
YOURSELF AND OTHERS**



**PLEASE WEAR FACEMASKS
AT ALL TIMES**

ESCA

HAND SANITIZING STATION



ESCA

HAND SANITIZING STATION



ESCA

PLEASE WASH YOUR HANDS



WET

your hands with clean, running water, turn off tap, and apply soap.



LATHER

your hands by rubbing them together with soap. Lather the backs of your hands, between your fingers, and under your nails.



SCRUB

your hands for at least 20 seconds.



RINSE

your hands with clean, running water.



DRY

your hands with a clean towel or air dry them

ESCA

PLEASE WASH YOUR HANDS



WET

your hands with clean, running water, turn off tap, and apply soap.



LATHER

your hands by rubbing them together with soap. Lather the backs of your hands, between your fingers, and under your nails.



SCRUB

your hands for at least 20 seconds.



RINSE

your hands with clean, running water.



DRY

your hands with a clean towel or air dry them

ESCA



**MAXIMUM
PEOPLE ALLOWED**

ESCA



**MAXIMUM
PEOPLE ALLOWED**

ESCA



2

3

4


5

6

7

88





**IN THE INTEREST
OF CLEANLINESS**



**PLEASE SANITIZE YOUR
WORK AREA
ON A REGULAR BASIS**

ESCA

**IN THE INTEREST
OF CLEANLINESS**



**PLEASE SANITIZE YOUR
WORK AREA
ON A REGULAR BASIS**

ESCA

SANITIZING STATIONS




ESCA

SANITIZING STATIONS



ESCA



SIGN IN DESK

NO CROWDING

**MAINTAIN A 6' DISTANCE
BETWEEN YOU AND
OTHER PEOPLE**

**REDUCE THE SHARING
OF PAPERWORK,
PENS AND PENCILS**

ESCA

SIGN IN DESK


NO CROWDING

**MAINTAIN A 6' DISTANCE
BETWEEN YOU AND
OTHER PEOPLE**

**REDUCE THE SHARING
OF PAPERWORK,
PENS AND PENCILS**

ESCA


SOCIAL DISTANCE



**PLEASE STAY
6 FEET APART**

ESCA

SOCIAL DISTANCE

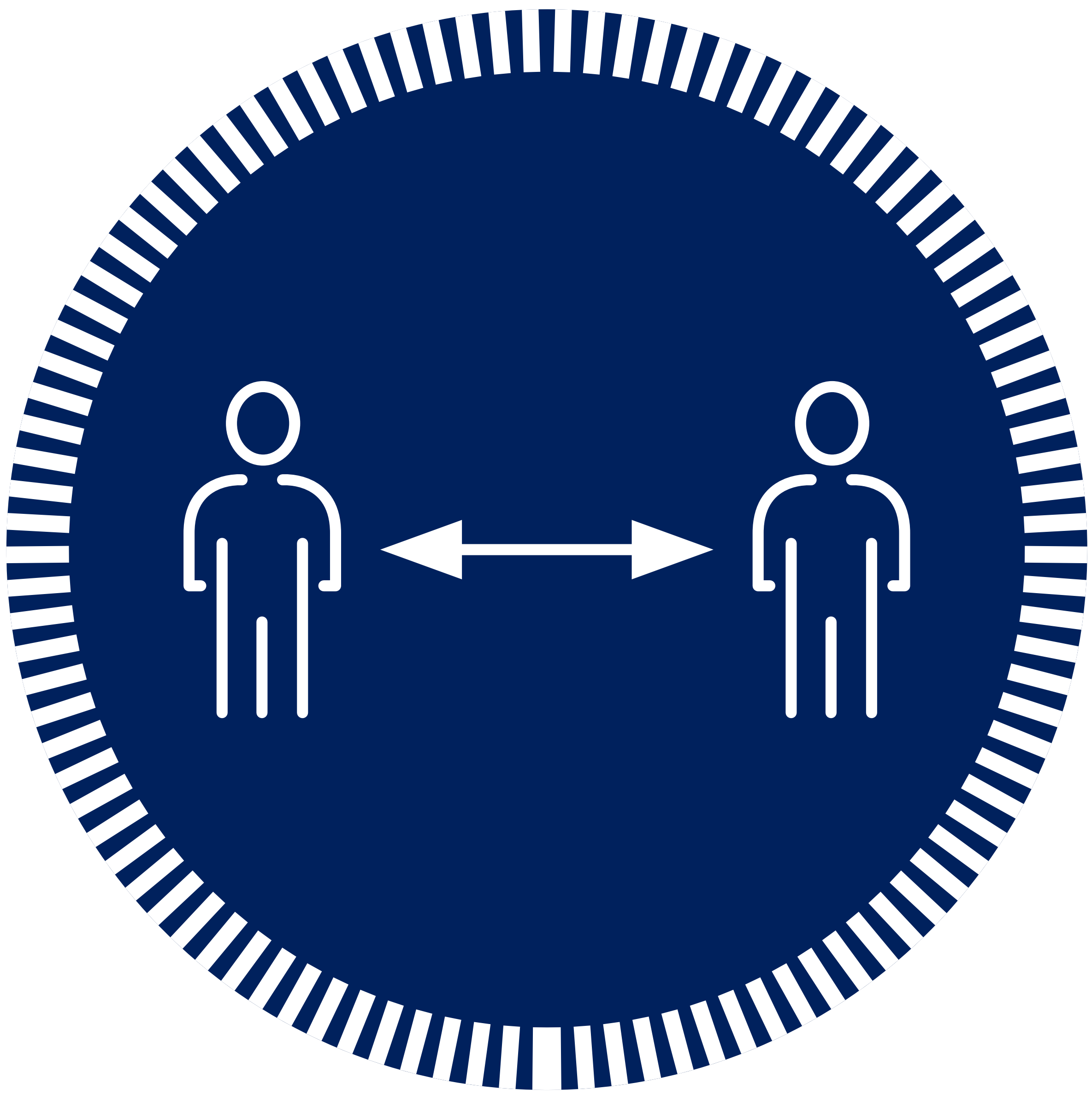


**PLEASE STAY
6 FEET APART**

ESCA

FOR THE SAFETY OF YOURSELF AND OTHERS

SOCIAL DISTANCE



WASH YOUR HANDS



WET

your hands with clean, running water, turn off tap, and apply soap.



LATHER

your hands by rubbing them together with soap. Lather the backs of your hands, between your fingers, and under your nails.



SCRUB

your hands for at least 20 seconds.



RINSE

your hands with clean, running water.

WEAR FACEMASKS



SANITIZE YOUR AREA



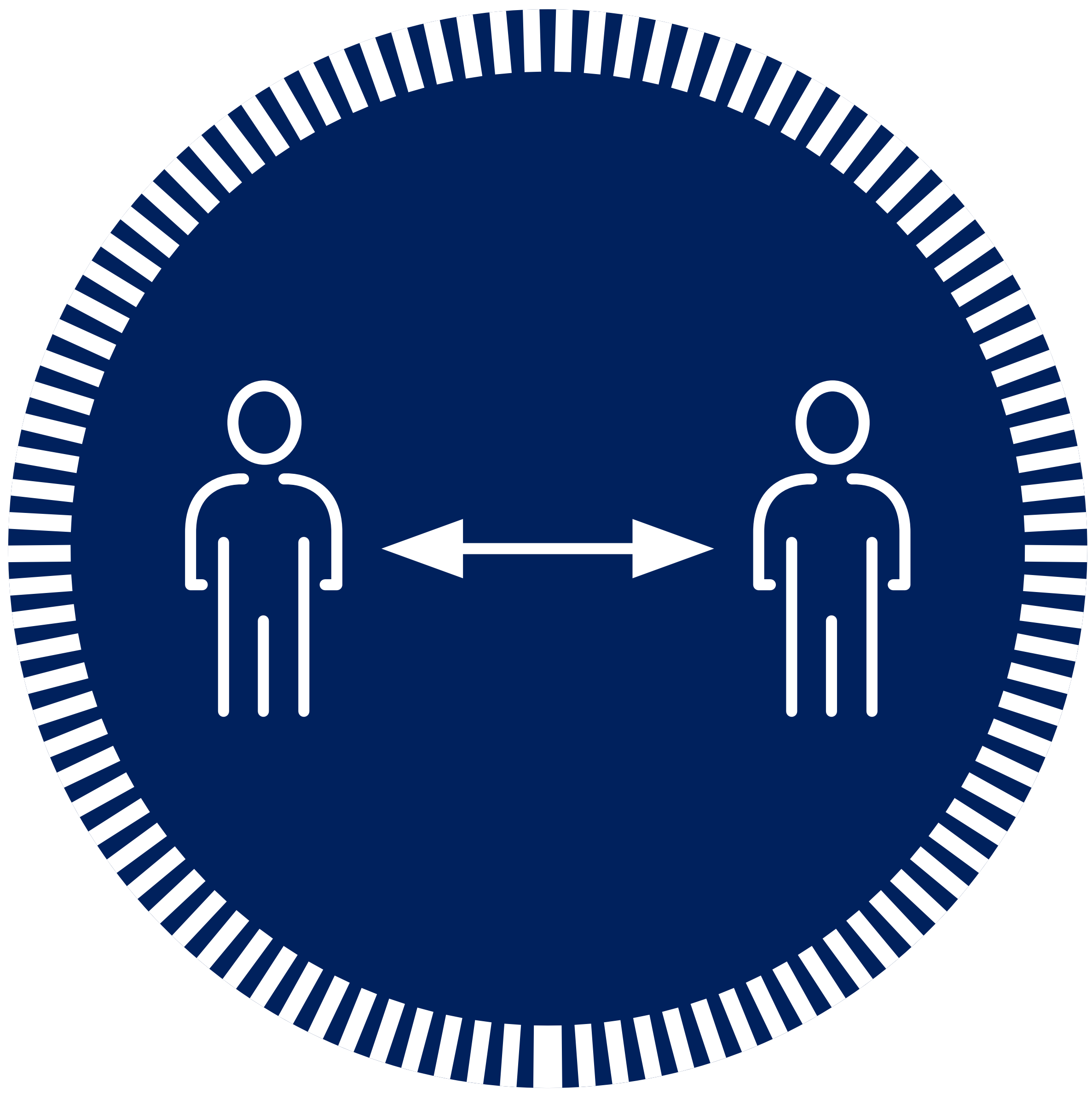
DRY

your hands with a clean towel or air dry them

ESCA

FOR THE SAFETY OF YOURSELF AND OTHERS

SOCIAL DISTANCE



WASH YOUR HANDS



WET

your hands with clean, running water, turn off tap, and apply soap.



LATHER

your hands by rubbing them together with soap. Lather the backs of your hands, between your fingers, and under your nails.



SCRUB

your hands for at least 20 seconds.



RINSE

your hands with clean, running water.



DRY

your hands with a clean towel or air dry them

WEAR FACEMASKS




SANITIZE YOUR AREA



ESCA

**ONE WAY
AISLE**



WAIT HERE



ESCA

WAIT HERE



ESCA